

News from Wales

By Phyllis Palmer (UFO INFO)

The Celtic Triangle

The spate of UFO sightings in the Swansea/Ystylyfera/Neath Porthcawl/Dunvant/Killay areas recently has caused many thinking people to take a look at the map of Wales. If we follow the paths taken by these UFO's dancing about in our Welsh skies we see that a pattern is emerging and that if one drew lines linking up Broadhaven, Swansea and Ystylyfera there emerges a definite triangle. This is interesting indeed, and would appear to fit the mosaic in the baffling UFO Enigma. UFO's this past week have shown keen interest in the B.P Oil Refinery at Baglan, a large school in Penlan and Kilvey Hill in Swansea where a near landing was reported. (anyone interested should try to obtain a copy of the "Herald of Wales dated 14th Jan 1978 at Adelaide St, Swansea, or contact UFO INFO H/Q, Trowbridge).

The UFO's sighted were of many shapes....triangular, round-domed, and cigar shaped. A few months ago my husband and I were in our car parked on top of a mountain overlooking the town of Ammanford. As we gazed up at the clear night sky we saw a pillar of multi coloured lights emerging from the sky. It looked like an enormous Roman Candle but shot downwards from the sky a few hundred feet up. It was not a distress flare neither was it a firework. There were no planes in the air at the moment although we had seen a number on the usual flightpath to London Airport. We are certainly seeing plenty of the "Fiery Dragons " as the Chinese labelled them. I often wonder why our National flag of Wales depicts a Dragon and why the name of Arthur means "Great Bear", think of Glastonbury, there appears to be many clues.Draconis? Some day we may know.

XXXXXXXXXXXXXXXXXXXX

WARMINSTER REPORT

Date 5th February 1978 Sunday.

Time 3pm apprx.

Copheap, Warminster

Four Witnesses. Brothers Gerald and Christopher O'Connor and Nicholas and Kevin Salmons. Ages 8 - 10 - 12

Weather Conditions. Scattered Clouds, Sunny day

Duration of Sighting 3 minutes apprx.

The sighting started, while they were playing a game of football, when they were distracted, "By a huge and brilliant silver grey object like two round plates stuck together with a light grey band seperating them". It made no sound until it tilted making a faint humming noise, then disappeared into a cloud. The siting over Copheap a wooded hill less than 200feet from Imber Road, Warminster.

All the boys are described as truthful and reliable witnesses..

The reported sighting was taken up by Arthur Shuttlewood,(author of the Flying Saucerers, and the Warminster Mystery and many other books on the subject) after being contacted by the Police.....

Report Ends.

Mr. Gray Remembers

Mr. Jim Gray stood looking at the window frame in the lounge of his council house, number 22, Cromwell Road, Stanmore, Winchester. It was that big, yes, as big as that window. Mr. Gray, a pensioner who lives with his two elderly sisters was excitedly explaining to me what he had seen at 12-15 p.m. on Friday the 13th of January 1978.

It was a sunny day with a blue cloudless sky and no hint of wind. He had just stepped out of a friends car when he spotted a large red ball hanging motionless in the sky. He explained it to me as looking rather like the ball type Christmas tree decorations, and seemed to be glowing. The object then turned a silvery colour. Then a puff of smoke came from the top of the object and then it just vanished into thin air. Later I checked the position of the object, and viewed from Cromwell Road it would have been about one mile away in an Easterly direction at an altitude of some 2,000 feet, and in the vicinity of St. Cathrin's Hill. Mr. Gray's window I calculated as being four feet wide, thus, the object being about one mile distant would make it quite large. He was adamant that it was not a balloon or a man made aircraft.

Mr. Gray went on to tell me he had seen other strange things in the sky. He, his sisters and other people had seen a golden basket hanging in the sky over Eastgate Street, Winchester, during the year the Russian dog Leika was launched into space. Mr. Gray's sister Agatha explained it as being round at the bottom and having a flat top with a number of ropes or cords protruding upwards from the flat top. They were mystified as to how it could hang in the air with nothing seemingly holding it up. I must admit I'm mystified as well and cannot think of an explanation for this strange sighting. No exact date or time could be recalled.

Approximately ten years ago on a dark night Mr. Gray wheeled his bicycle down the garden path at his previous residence at Union Street, Winchester, when he sighted a set of four ruby red lights in a square configuration drifting slowly over the flats in Eastgate Street. He rushed back to the house to tell his friend, and they both watched as the lights drifted out of sight. Mr. Gray said the lights were too low and travelling far too slowly to be an aircraft and there were no navigation lights visible. The object or objects made no sound as it or they moved across the town. The incident was not reported.

Many years ago when he was a young man, Mr. Gray told me he had seen two strange objects in the sky. It's possible that both objects could have been one and the same. The incident he remembers most clearly is the day he was walking up St. James Lane from Southgate Street, Winchester. Whilst gazing at the blue sunny sky he was surprised to see travelling from South to North, a strange white glowing object about four to six inches at arms length, much like a pencil which had not been sharpened. It was not moving fast, but what surprised him most, was, that as this object moved across the sky it was extruding smaller white star like objects at regular intervals which swung earthwards and disappeared. Eventually the main object crossed the path of the sun and Mr. Gray lost sight of it.

Could this have been a mother ship distributing its scout craft. Although an elderly gent, Mr. Gray is in the full possession of his faculties, acute hearing, and amazing eye sight. He is an avid reader of the Bible but does not link his sightings with his faith.

XXXXXXXXXXXXXXXXXXXX

IMPORTANT NOTICE TO ALL UFOLOGISTS

We plan to compile a WHO's WHO on BRITISH UFOLOGY, any group or individual who wishes to make a nominee, please send details and reasons for your choice on a postcard to the Trowbridge address, the results will be published in the next magazine in June 1978.

We will then want you the Ufologists to vote on the list available, on who you would like to see as the National body of men or women to represent the case for UFO's to the government. Also we will want you to nominate the National Newspaper that you think would give the best and fairest coverage.

Replies to 49, The Down, Trowbridge, Wiltshire.

From.

Barry C. Gooding
Editor

GAF 500

Tested by Jack Schofield.

*Wouldn't you like a colour slide film faster than Tri-X?
Which gives superb results from 400 ASA to 4000 ASA and more?
You know you would!—And here it is . . .*

When you consider that there are still a great many magazines which won't accept 35mm transparencies for reproduction—not even 25 ASA Kodachrome II—you'd expect anyone recommending a 500 ASA colour film to have a bean bag for a brain. That's what I used to think, too.

After all, colour films are tri-pack materials, and very primitive when compared to super-thin black and white emulsions. In processing transparencies first of all there are three silver negatives formed, then three positives, then three dye images—making nine images in all. And all the silver images have to be bleached out. And there are other problems with filters and couplers and dyes. Meanwhile people are still complaining about the grain they get on 35mm HP4, let alone 400 ASA Tri-X.

However, when you see Famous Photographers buying GAF 500 in packs of 10, and driving out to the GAF laboratories in Slough in their white Rolls Royces, you begin to wonder . . .

When you see David Bailey, Michael Beyer, Hans Pechmann, Mike Perkowski and Sarah Moon (to name but a few) using it, and when you see lavishly big posters made from it, and double page spreads in *Elle* that you begin to wonder who is kidding whom.

To answer these and other questions, on the behalf of *Practical Photography*, I have been to GAF 500, and paid a visit to the GAF laboratories to inspect the processing facilities.

The GAF Range

GAF are a multi-national multi-corporation who are becoming increasingly involved in photography and they have a range of film products available in microfilm, (this name still appears in small letters on the boxes).

The slide film is the range now identified by their ASA speeds, GAF 61, GAF 200 and GAF 500. In many respects these films are all rather similar.

The 400 ASA version is a big seller in cartridge form under another name (as Tri-X is marketed like that), and it gives very good colours, slightly on the warm side. People like their colours slightly on the warm side.

The 200 ASA film is available in 35mm size only in 20 or 36 exposure rolls. It is a remarkably fast film giving good colours, though definitely on the yellow side. You might just about be able to use it as a 'general purpose' slide film, but in my experience it can go very yellow in direct sunlight. The colour temperature is, speaking from practical results rather than scientific tests, not much over 5000 Kelvin, compared with the claimed 6000. Other people, in fairness, love the film—so you should at least try it.

The 500 ASA film is definitely *not* a general purpose film, with a slight tendency to give warm results—though not with flash. It gives remarkably pure colours with lots of light on the subject, with a tendency towards yellow only with fairly low light levels.

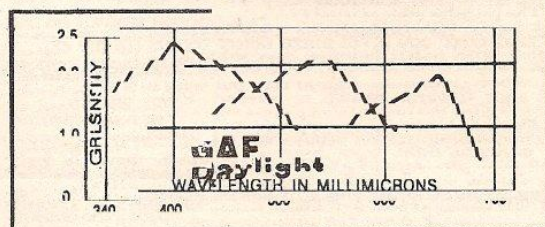
GAF 500 gives a remarkably good black, but unexposed parts of the film—that is, the shadows—develop

to a strong bluish green, which is even more pronounced than that produced by Kodachrome II.

Skies tend to 'wash out', but this is true of a number of popular transparency films—and you are not very likely to be aiming for a rich blue sky on a 500 ASA film. More disconcerting is the fact that cloudy skies can sometimes take on a slightly greenish tinge.

Rendition is not, in summary, what can be called natural when compared to, say, Agfa CT18, even allowing for the fact that 'natural' colour is impossible to define. However, it must be stressed that GAF 500 is not manufactured to deal with the same conditions as general purpose colour films, and should not be judged by comparison with them.

GAF 500 does, however, seem to be very well balanced for use with electronic flash guns—which do not give a continuous spectrum (as the sun does). This makes the film very useful for indoor and studio work, enabling you



This diagram shows the spectral sensitivity of GAF daylight film exposed to light of all wavelengths in a density of 0.50 and developed by 1.

to work with a small aperture even with a pocket flash. After all, it's 5 stops faster (1/2 times) than Kodachrome II, and the depth of field this speed provides can be invaluable.

Upgrading and grain

As must be expected with a 500 ASA film, GAF has prominent grain. This can give fairly coarse effects with people, though grain is not so prominent when taking pictures with flash. The grain does, in fact, become slightly more prominent with underexposure, and this is the one transparency film where slight overexposure is to be preferred to slight underexposure.

In fact the film is fairly accurately rated at 500 ASA. One might quibble and rate it at 450 for general work and 550 for flash, but TTL meters certainly aren't that accurate. Using these ratings in a mint Pentax ESII and a Spotmatic on loan from Rank—both of which had been checked for accuracy with other films—produced correctly exposed

results. I have heard another magazine recommend it be used at 800 ASA. If you are using a pre-war Brownieflex with rubber band shutter...

The film can, however, be uprated. GAF charging £1.00 per extra 500 ASA for this service. At 1,000 ASA the results are quite remarkable, and compare favourably with black and white emulsions of the same speed. At higher ratings the grain becomes very prominent, though the film will allow itself to be pushed to 3,000 with reasonable results. At 4,000 ASA the people in the GAF laboratory get gray hairs, but I rated one roll at 5,000 and still got an image. Miracles!

When High Speed Ektachrome is uprated it has a strong tendency towards greenness. So does GAF 500, though it may just have the edge in sharpness, graininess being roughly the same. GAF, however, goes a kind of reddish green, in contrast to EH's bluish green.

Creative possibilities

There are many times when GAF 500 enables you to get a picture when no other film will. It may be the limitations of the lens. If you've ever tried using an f/8 mirror lens in low light without a tripod and with a fast moving subject you'll know what a boon the extra speed can be. A grainy picture will be better than a blur.

Otherwise, GAF 500 should not be used for record photography, or for taking pictures of the kids in the garden.

The creative possibilities of the film, however, are enormous.

Particularly with women. The kind of results that can be achieved with, for example, soft window light have to be seen to be believed. And there is no reason why grain should be unromantic. Just the opposite, in fact, as Sarah Moon's Pirelli Calendar and posters for Biba, or Michael Boys' 1974 GAF Calendar, show.

The purples always used to be the poorest colours on the old Anscochrome emulsions—but this is not the case now. In fact, GAF 500 gives much better results (in my experience) with pastel colours than with pure ones. This is especially true of the reds. With flash, it must be admitted, GAF 500 gives quite a good red, but with low light levels the shift towards brown is marked. Even with flash it doesn't give the impressive poster-like red of Kodachrome II. Don't ask it to.

The possibilities for studio work and for photography by window light have been mentioned. GAF is also useful for photography indoors. If you uprate it you can use colour compensating filters to correct for anything down to light bulbs and still get an exposure of 1/30th at f/2. The use of two 82C filters seems to reduce the colour temperature of GAF 500 to around 3000 Kelvin, which still gives slightly orange-yellow results, but these can be quite beautiful.

None of the GAF films are marketed in artificial light versions so again, if it is a true colour rendering you are after, use either High Speed Ektachrome type B or Agfa 50L. If you are after effective photographs and choose a subject which will be enhanced by a warm rendering then GAF 500 can be a fascinating film with which to experiment. In fact, there's nothing else like it!

The GAF Service

All the GAF slide films are bought process paid, and while there are GAF laboratories all round the world it is the one at Slough to which you will send your exposed films. This is a new plant which opened about three years ago. Certain teething problems were experienced then, but these seem to have been overcome and the standard of processing is now, on the whole, very high.

When films arrive they are sorted into batches of 50 and boxed, each batch being kept together all through processing. The films are loaded onto 'bars' in total darkness, a bar holding 10 films, and thus are carried through the numerous baths of the processing procedure. It is, of course, all automatic, until the bars of film are lifted off after the drying and examined on a vertical light box.

Chemicals are made up in quantities of about 1,200 litres and the consistency checked during processing by the use of standard step wedges at periodic intervals. Temperature control, circulation of solutions and agitation are all automatic.

After processing the slides are mounted then packed in flat boxes which have the advantage that the postman can push them through your average letter box. Before finally being despatched, the 50 boxes in each batch are all laid out together on a table and photographed with a camera in the roof. So if, by any chance, two films were mixed up, it wouldn't be an impossible job unmixing them. Photographing the boxes provides a permanent record of all the despatches, and GAF regard this as a sort of 'safety net'. Shouldn't be needed, but nice to have it.

GAF aim at a 48 hour turn round in their film processing, and they can generally maintain this except during the height of the summer. Of course, they cannot guarantee the speed of postal deliveries, but in my tests (done in February and March) the total turn-round time including post was four and five days.

Processing on these rolls was excellent, though one roll had some pale blue streaks running intermittently down the length of the film, which I took to be a processing fault.

Packaging and Cost

All the GAF films are distinguished by their bright red boxes, which contain a leaflet on exposing the films, a bag for the return of films for processing, and a red plastic can containing the film.

One corner of the bag is marked to be snipped off if it is desired that the film should be returned uncut and unmounted. GAF did not accidentally mount any of the films I asked them not to.

Slides are normally returned mounted in plastic slide mounts in flat plastic boxes, and a strip of gummed labels for titling is included. Unmounted rolls are returned in an interleaved roll in the film can, and a box of mounts is also included—just in case you change your mind about mounting.

GAF 500 is, lastly, not an expensive film at an RRP of £2.66 for a 20 exposure roll, and the price includes processing and mounting as described above.

CHARACTERISTICS

35mm transparency film available in 20 and 36 exposure lengths.

1. Speed: 500ASA
2. Latitude to over exposure: 1 stop
3. Latitude to under exposure: up to 1 stop
4. Sharpness: Average
5. Grain: prominent
6. Contrast: surprisingly moderate
7. Flesh tones: excellent
8. Foliage: fair to poor
9. Sky: tends to wash out
10. Reds: warm; tend towards brown
11. Yellows: excellent
12. Blues: fair
13. Greens: well differentiated but can be muddy
14. Black: excellent
15. White: fair
16. Overall colour: warm but fairly natural
17. Recommended exposure range: 1/5000th to 4secs
18. Response to flash: excellent
19. Processing: good
20. Comments: a remarkable film that is much better than its great speed entitles us to expect. Can usefully be used when shooting both black-and-white and colour, assuming—of course!—that the black-and-white is Tri-X. Simply expose the GAF 500 at 400 (downrating by $\frac{1}{2}$ stop) in preference to rating High Speed Ektachrome at 400ASA (pushing $1\frac{1}{2}$ stops).

by

Graham F. N. Knewstub, C.Eng., F.B.I.S., M.I.E.R.E.

(Founder President of BUFORA and Hon. Secretary of the British Flying Saucer Bureau.)

Twenty-five years ago the British Flying Saucer Bureau was formed "to determine the nature, origin and purpose" of UFOs, and it seems to me to be appropriate in a jubilee year to consider what we have learned in the past quarter of a century.

The sighting reports which came in during the late 1940s and 1950s were in the main recognisable as machines; usually one of the two basic 'Adamski' types of cigar-shaped 'mother ship' and disc-shaped 'scout ship'. From time to time sightings of these types were accompanied by reports of 'humanoid' occupants almost indistinguishable from terrestrial human beings. It is significant that from the outset the great twentieth-century UFO wave commenced very soon after the detonation of the first atomic bombs in Nevada and Japan. The flashes from these detonations would have been clearly visible from outer space and the first conclusion which may reasonably be drawn as to the purpose of the UFO visitations is that of reconnaissance by intelligent beings located in space. They saw the flashes and realised that Planet Earth now supported an advanced technological civilisation which could impinge on theirs in the very near future.

It was soon noticeable that UFO sightings seemed to be located in specific areas and that many of these areas had been seats of early civilisations or centres of primitive culture. Subsequent archaeological investigation revealed that in some of these places there was evidence of familiarity with aviation and powered machines many thousands of years before these became known in the West. Notable examples (among many others) are the ground markings at Nazca in Peru which are visible only from the air, and the truly extraordinary carving of what is certainly a very complex machine in the Mayan Temple of the Inscriptions at Palenque in Mexico.*

Coming nearer home one has only to think of Warminster, once a centre of the ancient hill-top downland culture of pre-Roman Britain which stretched from Salisbury plain to Glastonbury and beyond. This area has probably produced more sightings than the rest of Britain put together. Then there are the ancient ley lines and their association with UFO activity. Much work is going on in this field and it is too early yet to draw firm conclusions, but the connection is significant.

Continued on Page 20.

SPHERE FILM TIE-IN Publication: January 1978

A NOVEL BY
STEVEN SPIELBERG


CLOSE ENCOUNTERS OF THE THIRD KIND

the most beautiful, frightening and significant
motion picture of all time

From the indisputable evidence of the millions of UFO sightings reported over the last thirty years, Steven Spielberg, brilliant young director of JAWS, has

created a story that will not only rank as the greatest imaginative motion picture since 2001: A SPACE ODYSSEY but will also expand the cosmic awareness of all who encounter it . . .

- ★ Film set for March '78 UK release!
- ★ Massive 17 million dollar production budget!
- ★ From Steven Spielberg, director of JAWS!



A NEW
YEAR SPECIAL
—FROM THE
PUBLISHERS OF
STAR WARS

SPHERE SPECIAL PROMOTION 23 MARCH

UFO PROMOTION

Title: **CLOSE ENCOUNTERS OF THE THIRD KIND**

Author: Steven Spielberg Pagination: 240

CLOSE ENCOUNTER OF THE FIRST KIND: Sighting
CLOSE ENCOUNTER OF THE SECOND KIND: Evidence
CLOSE ENCOUNTER OF THE THIRD KIND: Contact

CLOSE ENCOUNTERS OF THE THIRD KIND, a frightening and significant book from Steven Spielberg, brilliant young director of JAWS

Selling Points:

* First ever multi-million dollar budget film about man's contact with UFOs — scheduled for release in the UK, March 1978

* Eye-catching full colour header/streamer available for in-store displays

Massive press, TV and radio coverage of the whole UFO phenomenon will inevitably follow release of the film. Anticipating this demand we have chosen our wide range of UFO books as this month's Special Promotion.

Title: **UFOs: A SCIENTIFIC ENIGMA**

Author: D A J Seargent Pagination: 144

Author's Address: New South Wales, Australia

* Visitors from outer space — or demons of the mind?

Title: **MYSTERIES OF TIME AND SPACE**

Author: Brad Steiger Pagination: 288 +

* Challenges most basic concepts and beliefs about the universe around us

Key Review:

"One of the best books on mysterious phenomena since Chariots of the Gods"

Gnostics: News of the Aquarian Frontier

Title: **THE FLYING SAUCERERS**

Author: Arthur Shuttlewood Pagination: 160 +

Author's Address: Warminster, Wilts

* Examines numerous eye-witness accounts and relates chilling personal experiences — all within the UK!

Title: **MY CONTACT WITH UFOs**

Author: Dino Kraspedon Pagination: 208

* Records detailed accounts of conversations that took place with sentient beings from space, with descriptions of how UFOs are powered and motivated

Title: **UFO TREK**

Author: Warren Smith Pagination: 192

* Flying Saucers — elaborate hoax or astounding reality?

Title: **THE BIBLE AND FLYING SAUCERS**

Author: Barry H Downing Pagination: 176

Author's Address: New York, USA

* Can UFOs shed new light on the Testaments?

Key Review:

"The Space Age has set us free to explore the Bible in a new way" . . . don't miss this mind-stretching reading treat"
Los Angeles Times

Title: **THE FLYING SAUCER VISION**

Author: John Michell Pagination: 192 +

Author's Address: Bath, Somerset

* A remarkable story of old legends revived, mythological scenes re-enacted and forgotten knowledge brought to light

Key Review:

"We have no hesitation in recommending this illustrated well-written and well-produced book as a successful example of the results of research into the mythological past and an awareness of the present day pattern of flying saucer visitation" *Orbit*

Title: **SITUATION RED: THE UFO SIEGE**

Author: Leonard Stringfield Pagination: 240 +

* Delves into the astounding facts surrounding the big UFO scare of '73

Title: **MESSENGERS FROM THE STARS**

Author: W Raymond Drake Pagination: 240

Author's Address: Ebor, Sunderland

* A fascinating analysis of the myriad legends of Earth's antiquity, showing how these legends can reveal evidence of teachers from outer space

Title: **STRANGE CREATURES FROM TIME AND SPACE**

Author: John A Keel Pagination: 304

Author's Address: Woodstock, N.Y. State, USA

* A frightening study of the bizarre and the unexplained. It does not aim to make you believe or disbelieve — merely to make you aware of what is happening

Title: **THE HYNEK UFO REPORT**

Author: Dr. J Allen Hynek

* Author worked for 20 years on the US Air Force's research into UFOs, "Project Blue Book". In his own book he analyses the files of the Project and establishes the need for more serious scientific study

* Founder and Director of the Centre for UFO Studies

* Technical adviser on the film *Close Encounters of the Third Kind*

However, this connection between the ancient centres of culture and the present UFO visitation suggests to me that the UFOs have been here before and, following on from the detection of the atomic bomb flashes, they were seeking the civilisations and peoples which they had visited before. In other words, they were navigating by obsolete charts. It must have been a considerable shock to them to find that the cultures and peoples which they had known were no longer in existence.


There followed then two changes in the general pattern of UFO reports, both suggestive of a thorough and long term policy of re-exploration. The first was the appearance of small parties of humanoids (often small, helmeted beings) who appeared to be engaged in collecting samples, in making observations and in contacting and interrogating selected individuals. This process is still continuing and is associated with the 'conventional' UFO types.

In parallel with this development has been the appearance of a whole range of wierd UFO shapes, some of which have been associated with the most grotesque 'humanoids', many of whom were more like animals or robots than human beings. The only parallel, and perhaps a clue, lies in the strange array of artificial satellites and space probes which man is putting into space to collect data from the moon and the planets, and indeed from our own earth. The inference to be drawn from this is that a great many UFOs being sighted at the present time are in fact un-manned but instrumentated probes engaged upon a sophisticated geophysical and demographic survey of the earth.

There has never been any serious attempt to establish permanent contact with mankind. Presumably this must wait until the survey is complete.

*these examples are illustrated in "Chariots of the Gods?" (von Däniken) pp. 48/49.

oooOooo



THE RIDDLE OF DEATH VALLEY

Animal experts will soon be able to reveal how 15 ponies met a violent death on a remote part of Dartmoor.

The macabre mystery which has been dubbed "the riddle of Death Valley" has puzzled experts since the bodies were discovered in a secluded hilly region near Postbridge last year.

Investigations were carried out by members of the moor's Livestock Protection Society and the Animal Defence Society. The answer to the mystery will be revealed in a report out soon.

Thirteen carcasses and two skeletons of ponies were found scattered on a hillside and by a brook at the valley bottom.

An investigator commented: "It was quite obvious to us that this followed no average pattern of livestock deaths, even if only by the attitude of the bodies and the places in which they lay."

Detailed examinations showed a violent death. "We found broken and dislocated bones, bruising on bones and massive bleeding".

Suggestions that the bodies were dumped in the valley have been discounted. The ponies would have to have been carried by hand for a considerable distance over extremely difficult terrain.

"We consider there was violence connected with the deaths of these ponies. Their deaths took place in the valley and they did not die from natural causes," the spokesman said.

MORE ODD EVENTS AT POSTBRIDGE.

Mr. J. B. Delair (Research Programme Co-ordinator, Contact (UK)) read with interest our previous story on the Dartmoor Pony Mystery and having consulted the copious records which this organisation maintains on various abnormal happenings, found that, at more or less precisely the same place as witnessed the pony deaths, a series of still unexplained motor and road accidents have occurred as detailed below. Unfortunately, precise dates for these events are not available.

- (a) June 1921. An invisible force caused a motor cycle unaccountably to swerve, resulting in the death of one of the riders.
- (b) July 1921. A motorcoach unaccountably swerved, with many passengers sustaining injury.
- (c) August 1921. A motor cycle unaccountably swerved. No injury to driver.
- (d) August 1922. A car unaccountably swerved; no injuries reported.
- (e) September 1926. A motor cycle unaccountably swerved; driver injured.

For the record, UFO's have been sighted from, or over, Postbridge on several past occasions, particularly in 1950. There may be no connection whatsoever between these varied sets of phenomena, but it is certainly curious that they (UFO sightings apart) seem to centre on the same small area of road and adjacent fields. It would be interesting to know if other more recent inexplicable road accidents have occurred there, we have none to hand at the present time.

PAST U.F.O. SIGHTINGS OVER DARTMOOR

March 1974.

Mr. H. Goldsworth, Postman, "I was going to work one morning at 5.50 a.m., I saw a bright light in the sky which at first I thought was a star, but I realised that it was coming towards me, I stopped and then as it came nearer I saw it had flashing lights, about four, it eventually passed overhead and headed towards the moors. I know by the shape that it was not an aeroplane, and also there was no sound, I was in the R.A.F. during the war and estimate that it was at about 5,000 - 6,000 feet".

April/May 1974.

Two people while driving in their car on the Tavistock Road, saw a large glowing object which stopped (stalled) and continued to hover over the road very close to them.

A courting couple in Haytor car park, were frightened by a low levelled U.F.O... with two red flashing lights, the object passed over their car and headed towards the coast.

A young lady saw an object, apparently descending in the Princetown area.

"My wife and I were driving towards Gunnislake on the Tavistock Road and were going around a corner, by the 'Harvest Home', when I happened to glance up at a jet going overhead, then I noticed another object in the sky. I asked my wife what it was, but by then the trees had blocked our view, so we pulled in and stopped on the Bere Alston Road, but it had disappeared. The glimpse I had of it for only a few seconds appeared to be white or silver, oblong in shape and seemed motionless.

June 1974.

"My friend and I sighted a strange object in the sky, on June 4th, 1974, we were about ten miles from Princetown, my friend happened to look into the sky and spotted this strange object, we watched it drift across the sky for about 4 minutes, it then ascended until it was out of sight, we reported it to a policeman at 1 oclock, he took my name and address and said "If any more strange accounts were reported that afternoon they would get in touch with me," we saw it again later on, two jets were flying at the same height as the object, it seemed to glide across the sky not as fast as a jet, though it went up very quickly, we have tried to explain it with logic but found it impossible, the police came to my home that evening and seemed very interested.

LOCAL U.F.O. SIGHTINGS
(TORBAY)

A 75 year old gentleman who lives in Shaldon, Nr. Teignmouth sent the Torquay U.F.O. Centre the following letter last year.

"I have seen in the newspapers and on the television, reports of sightings of Unidentified Flying Objects. In January, 1977 I saw one of these myself, but did not report it before as I had no-one with me at the time of the sighting, and I thought it might sound foolish.

My home in Shaldon is on the side of a hill, and on this particular Saturday evening, I went outside to have a look over the Teign Estuary and the sea, I do this most evenings. I then noticed a beam of blue light which appeared to be among the chimneys of the houses in The Strand, Shaldon, near the Ferryboat Inn. I could not see where the light came from so I went out into a road called Broadlands, and followed, with my eyes, the line of the beam. The beam itself did not go straight up but at about a 45 degree angle.

At the end of the beam was a grey oblong shape, I couldn't really give its size as I couldn't judge its height. Just then a cloud came over and the oblong disappeared from view as did the blue light, when the cloud passed over, it came back again into view. I stood watching a total of about ten minutes and then went indoors. I found that I could not sit still as it puzzled me. I therefore went outside again and the object was still there. I walked around in the street but was unable to see anyone to point it out to. I thought of phoning the police station but decided not to as they might think it was daft. I then went indoors again but could still not settle and went out to have another look but I found that the object had gone.

The object itself was situated in the air in the general direction of Torquay. I have not mentioned it before as it sounded so strange, but on hearing about the other sightings decided I must tell someone and reported it at Teignmouth Police Station. Due to my hands not being as steady as they were, a Police Officer has written this down at my dictation. I hope this small scrap of information may be of use to you in tracing what these object are. - Mr. C. Durham.

BRIGHT UFO OVER UPTON. (1978). 10-1-78

A brightly-illuminated cigar-shaped object was seen hovering over Torquay just before dawn today by an Upton man and his wife.

Mr. Bill King, 54, who lives at Yon Bungalow in Wrights Lane, said: "People might claim I'm seeing things but it was there all right. It was off-white in colour, high above me to the South. It just hovered in the air".

Mr. King first saw the strange craft at 6.20 a.m. when he went to put out the milk bottles on the doorstep. He immediately went and got his wife Mary out of bed.

"I told her, 'Come and look at this. I want a witness otherwise nobody will believe me.' We watched it together for several minutes then she said she was frightened and went back to bed.

Shortly afterwards it vanished. It didn't seem to go off in any direction - it just disappeared".